



# LUMINESCENCE™

CHAMPAGNE





This transparent glass mosaic **reveals lustrous pearlized colors ranging from soft neutrals to vibrant darks** with a concave rectangular back, creating a sense of depth and intrigue

# LUMINESCENCE™

## A COLLECTION OF GLASS MOSAICS

3 x 4 GLASS RECTANGLE MOSAIC  
9 x 12 SHEET




LM13 Silver



LM09 Pearl




LM08 Champagne




LM11 Sage




LM10 Caramel



LM12 Blue Patina



LM14 Violet



LM15 Charcoal

DECORATIVE TILE

### USAGE

Floors	Walls	Countertops
	W	





### SIZES

			Thickness	Sq. Ft./ Carton	Pieces/ Carton
	3 x 4 Rectangle Mosaic (Mesh-Mounted)	(9" x 12" Sheet) (22.86 cm x 30.48 cm)	5/16"	7.6	10

### APPLICATIONS


	Target DCOF wet	Suitable
Dry & Level – Interior Floor	N/A	
Wet & Level – Interior Floor	≥ 0.42	
Shower Floors (Residential or Light Commercial)	≥ 0.42	
Exterior Floor Applications (including pool decking & other wet areas with minimal footwear)	≥ 0.60	
Ramps & Inclines	≥ 0.65	
Walls/Backsplashes	N/A	■
Countertops	N/A	
Pool Linings	N/A	■

A DCOF value of ≥ 0.42 is the standard for tiles specified for level interior spaces expected to be walked upon when wet, as stated in ANSI A137.1-2012, Section 9.6. For more information about DCOF and the DCOF AcuTest™, visit [marazzitile.com/DCOF](https://marazzitile.com/DCOF).

#### APPLICATION NOTES:

Suitable for exterior applications in freezing and non-freezing climates, when proper installation methods are followed.

### INSTALLATION

Grout Joint Recommendation	Shade Variation
1/8"	 High Variation

### PERFORMANCE CHARACTERISTICS

	ASTM#	Mosaic Result
Water Absorption	C373	< 0.5%
Breaking Strength	C648	> 100 lbs
Scratch Hardness	MOHS	4.0
Chemical Resistance	C650	Resistant
Abrasion Resistance	C1027	N/A

For additional information on test results, visit us at: [marazzitile.com/information/TestResults](https://marazzitile.com/information/TestResults).

### NOTES

Luminescence Glass is a hand poured, hand-crafted glass mosaic series. Due to the artisan nature of this product, irregular edges and some variation in size and surface texture are inherent in standard production. The subtle size and shape variations can impact the final grout joint appearance. Therefore, care should be taken when selecting a grout color. We recommend using a coordinating grout color to enhance the natural beauty of this product.

Since there are variations in all fired ceramic and natural products, tile and trim supplied for your particular installation may not match samples. Final confirmation should be made from actual tiles and trim prior to installation. Manufactured in accordance with ANSI A137.2 standards.

Not for use on ramps. Water, oil, grease, improper drainage and certain footwear can create slippery conditions. Floor applications expected to be exposed to these conditions require extra caution in product selection.

For additional information refer to "Factors to Consider" at: [marazzitile.com/Factors](https://marazzitile.com/Factors).

Clean with a non abrasive glass cleaner.

Use of a white latex modified thin-set is recommended for installation.