

Serenity Glazed Porcelain

Beige



ELMSERBEI1212 - 12"x12"
ELMSERBEI1818 - 18"x18"

Grey



ELMSERGRE1212 - 12"x12"
ELMSERGRE1818 - 18"x18"

White



ELMSERWHI1212 - 12"x12"
ELMSERWHI1818 - 18"x18"

Serenity


Glazed Porcelain

Photo features Beige 18"x18" field tile.


Sizing & Packaging

Type	Size	Item Code	Pcs / Ctn	Sf / Ctn	Ctn / Plt	Sf / Plt
Field Tile	12"x12"	ELMSER•••1212	11	10.76	72	774.72
Field Tile	18"x18"	ELMSER•••1818	7	15.28	26	397.28
○ Bullnose	3"x18"	ELMSER•••318BN	-	-	-	-
○ 2"x2" Mosaic	12"x12" Sheet	ELMSER•••22MO	-	-	-	-

Trim


Shape	Type	Size
	Bullnose	3"x18"

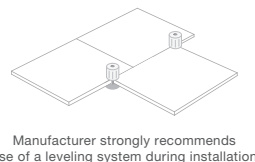
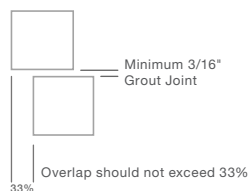
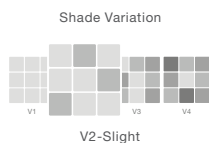
Mosaics

Shape	Type	Sheet Size
	2"x2" Mosaic	12"x12"

Product Specifications

Applications	Floors	Walls	Countertops	Shower Floors	Shower Walls	Pools
Residential	●	●	●	●	●	●
Light Commercial	●	●	●	●	●	●
Commercial	●	●	●	●	●	●

Legend:  Product rated for Interior & Exterior use ● Interior use only



Technical Specifications	Results	ASTM#
Water Absorption	≤ 0.50%	C373
PEI Rating	4	C1027
Scratch Resistance	7	MOHS
Frost Resistant	Unaffected	C1026
DCOF Acutest	≥ 0.42	N/A
Breaking Strength	≥ 250 lbs	C648
Chemical Resistant	Unaffected	C650

○ PRODUCT SPECIFICATIONS DO NOT APPLY.



The maximum allowable installation offset is 33%. Minimum grout joint must be 3/16 inch. Please refer to the most current TCNA Handbook. Manufacturer strongly recommends use of a leveling system during installation.

Images and product samples are representative of a product's potential characteristics. There is no guarantee that the sample product or images will 100% match the product received. Field and trim tile may not be an exact match. We reserve the right to make changes to product specifications at any time without notice. Tiles are subject to variations in color, shade, sizing, surface texture and finish. Prior to installation, installer must blend tiles from several different boxes to achieve an even distribution of color range. Installer must conduct a dry mock layout under proper lighting conditions prior to installation. It is the consumer's responsibility to inspect the product prior to installation to ensure satisfaction. Once installed, the product is deemed accepted. Reference the most current TCNA Handbook, ANSI, manufacturer's specifications, and the Bedrosians Care & Maintenance guide for installation, outdoor use, care and maintenance information. Improper installation, application, and/or use voids warranty. Please visit www.bedrosians.com for current product information.