

Field Tile Sizes



White - W
TCRISL36W - 12"x24" Matte
TCRISL49W - 18"x36" Matte



Beige - B
TCRISL36B - 12"x24" Matte
TCRISL49B - 18"x36" Matte



Silver - S
TCRISL36S - 12"x24" Matte
TCRISL49S - 18"x36" Matte

1 1/2"x1 1/2" Mosaic - Matte (10"x12" Sheet)



White - W
TCRISL15W



Beige - B
TCRISL15B



Silver - S
TCRISL15S

2"x6" Chevron Mosaic - Matte (9 1/2"x11 3/4" Sheet)



White - W
TCRISLCHVW



Beige - B
TCRISLCHVB




Silver - S
TCRISLCHVS

Islands

Glazed Porcelain

Photo Features 12"x24" Field Tile - Matte in Silver.

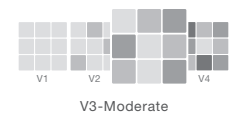
SIZING & PACKAGING

| Type | Shape | Item Code | Size | Description | Pcs / Ctn | Sf / Ctn |
|--------|---|-------------|----------------------|------------------------------|-----------|----------|
| Field |  | TCRISL36• | 12"x24" | Field Tile - Matte | 9 | 18.00 |
| |  | TCRISL49• | 18"x36" | Field Tile - Matte | 4 | 18.00 |
| Trim |  | TCRISLS324• | 3"x24" | Surface Bullnose - Matte | 26 | - |
| Mosaic |  | TCRISLCHV• | 9 1/2"x11 3/4" Sheet | 2"x6" Chevron Mosaic - Matte | 14 | - |
| |  | TCRISL15• | 10"x12" Sheet | 1 1/2"x1 1/2" Mosaic - Matte | 11 | - |

ANSI TECHNICAL SPECIFICATIONS

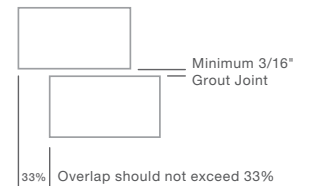
| | DCOF Acutest | PEI Rating ASTM# C1027 | Frost Resistant ASTM# C1026 | Scratch Resistance MOHS | Breaking Strength ASTM# C648 | Water Absorption ASTM# C373 | Chemical Resistance ASTM# C650 |
|---------|-----------------|------------------------------|-----------------------------------|-------------------------------|------------------------------------|-----------------------------------|--------------------------------------|
| Results | N/A | 4 | Unaffected | 7 | ≥ 450 lbf | ≤ 0.5% | Unaffected |

Shade Variation



APPLICATIONS

| | Floors | Walls | Countertops | Shower Floors (1 1/2"x1 1/2" Mosaic Only) | Shower Walls | Pools/Spas |
|------------------|--------|-------|-------------|--|--------------|------------|
| Residential | ● | ◐ | ◐ | ● | ◐ | |
| Light Commercial | ● | ◐ | ◐ | | ◐ | |
| Commercial | | ◐ | ◐ | | ◐ | |



LEGEND

- ◐ Product rated for Interior & Exterior use
- Product rated for Interior use only
- † May be suitable for Exterior Floors
- ⊗ Applications & ANSI Technical Specifications do not apply
- * Special Order only



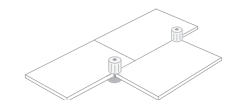
Glazed Porcelain



Rectified Edge



Ink Jet



Use of a leveling system during installation is strongly recommended

Images and product samples are representative of a product's potential characteristics. There is no guarantee that the sample product or images will 100% match the product received. Field and trim tile may not be an exact match. We reserve the right to make changes to product specifications at any time without notice. Tiles are subject to variations in color, shade, sizing, surface texture and finish. Prior to installation, installer must blend tiles from several different boxes to achieve an even distribution of color range. Installer must conduct a dry mock layout under proper lighting conditions prior to installation. It is the consumer's responsibility to inspect the product prior to installation to ensure satisfaction. Once installed, the product is deemed accepted. Reference the most current TCNA Handbook, ANSI, manufacturer's specifications, and the Bedrosians Care & Maintenance guide for installation, outdoor use, care and maintenance information. Improper installation, application, and/or use voids warranty. Please visit www.bedrosians.com for current product information.